



Happy Talk

Beginner

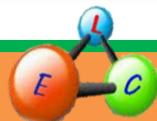


Table of Contents



Unit 1	Toys	-----	Page 04
Unit 2	Colors	-----	page 15
	Review Unit 1-2	-----	page 26
Unit 3	Shapes	-----	page 29
Unit 4	Numbers	-----	page 38
	Review Unit 3-4	-----	page 47
Unit 5	Animals	-----	page 49
Unit 6	Food	-----	page 59
	Review Unit 5-6	-----	page 68



Table of Contents



Unit 7 My Body	-----	Page 71
Unit 8 Abilities	-----	page 80
Review Unit 7-8	-----	page 89

Let's Start!



Let's study!



Let's do it!



Let's study more!





A. Happy talk at the school.

Hi! What's your name?

I'm Lara.




* What about you?

What's your name?

I'm _____.



B. Question and answer.



1. What's your name?
I'm Clark.

2. What's your name?
I'm Clark.

C. Let's chant.



What's your name?

Hi, what's your name?
I'm Lara.

Hi, what's your name?
I'm Clark.



Hi, what's your name?
I'm Tom.

Hi, what's your name?
I'm Sarah.



Lara, Tom, Clark, Sarah
Lara, Tom, Clark, Sarah

D. Let's move.

1. stand up



2. sit down



3. jump



4. run



Let's Study!

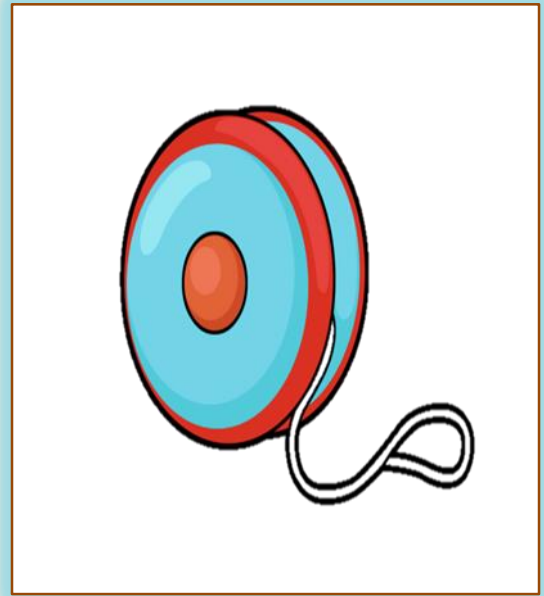


A. Read the words.

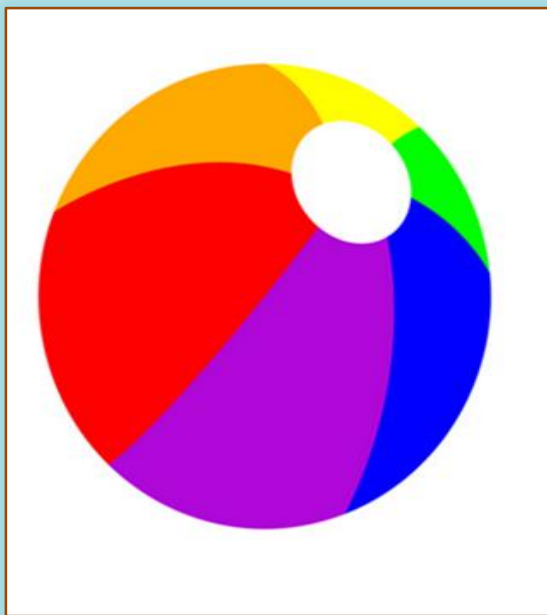
1. a bear



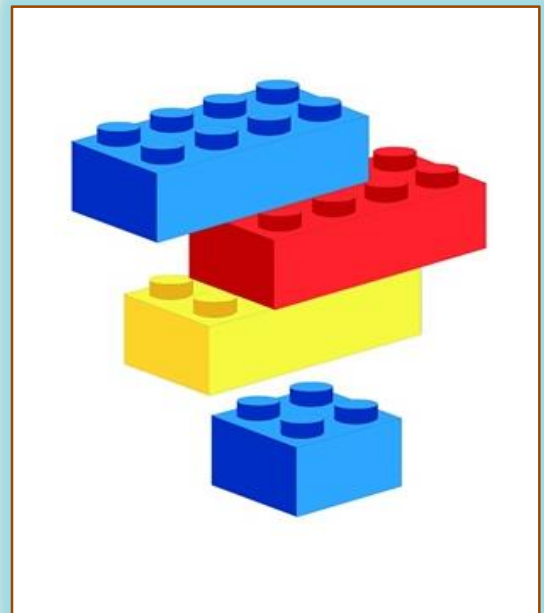
2. a yoyo



3. a ball




4. lego



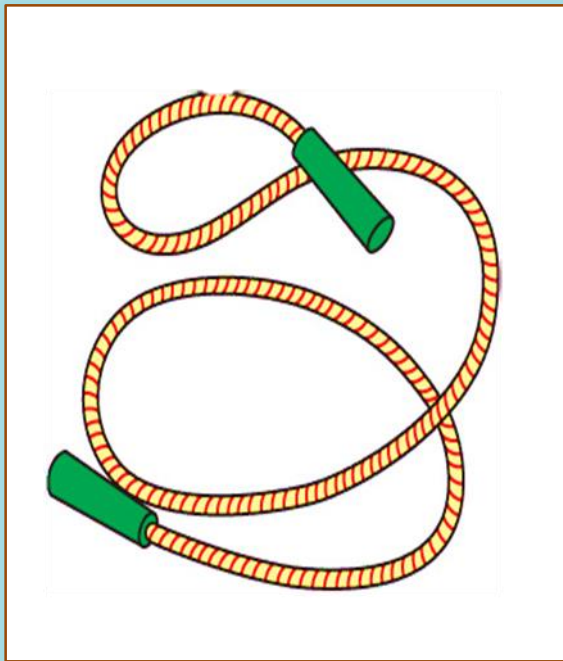
5. a puzzle



6. a bicycle



7. a jump rope



8. a doll



B. Identify the objects.



C. Make a sentence.

It's a yo-yo.



Let's study more!




A. Read the words.

1. blocks



2. a train



3. a car



4. a robot



B. Question and answer.

What's that? - It's a toy car.

What are those? - They are puzzles.

What's that?

It's a toy car.



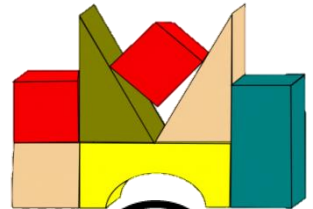
1.



2.




4.



3.

5.



6.



A. Read and chant.



Alphabet

A B C D

E F G H I J K

L M N O P

Q R S T U V

W X Y Z





more

more

Star

B. Read and identify the examples.

THE ALPHABET



Let's do it!



A. Question.

Hi, what's your name?

1. I'm Mike.



2. I'm Myra.



3. I'm Carl.



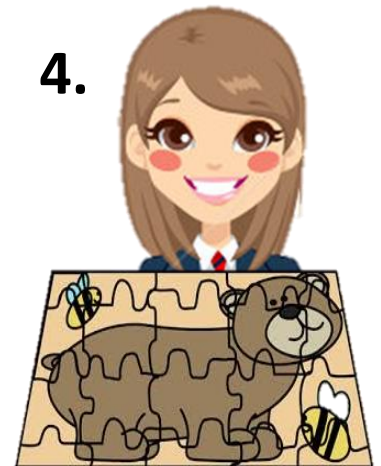

4. I'm Angel.



B. Answer.

What is it?

1. It's a robot.





Let's start!



A. Happy talk in the classroom.

Hi, boys and girls!

Hello! Miss Reyes.



See you later.

Good bye!



B. Question and answer.

1.

Hi, boys and girls!



2.

Good bye!



C. Let's chant.

Hi, Hello, Good-bye!

Hi, boys and girls.

Hello. Miss Reyes

Hi, boys and girls.

Hello. Miss Reyes.

Hi Tom!

Hello Lara!



Good bye, Lily!

See you later.

Bye-bye, see you later.

Bye-bye. See you later.


Bye Tom!

Good bye, Lara!


Good bye Lily!

Bye -bye!

D. Let's move.



1. come here



2. turn around


Let's study!



A. Read the words.




1. yellow



3. green



2. brown



4. red



5. blue

What color is it? It's yellow.

B. Make a sentence.

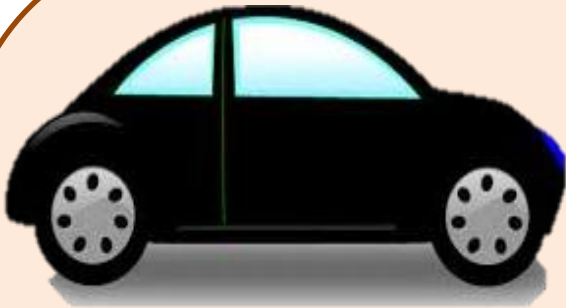
What color is it?



Let's study more!



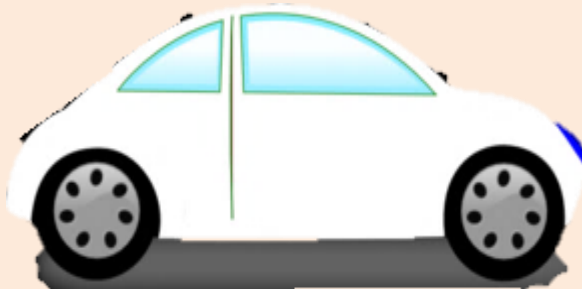
A. Read the words.



1. black



2. orange



3. white



4. pink



5. purple

B. Question and answer.

What color is it? - It's purple.

