

2

THIRD EDITION

CD-ROM
INSIDE!



LET'S

STUDENT BOOK

GO



- R. Nakata
- K. Frazier
- B. Hoskins
- C. Graham

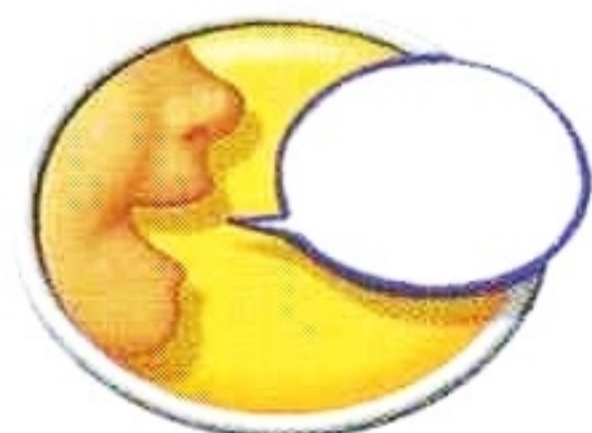
OXFORD

Table of Contents

Unit 1 At School	page 2
Unit 2 My Things	page 10
Units 1–2 Listen and Review	page 18
Let's Learn About Numbers 20–100	page 19
Unit 3 My House	page 20
Unit 4 Things to Eat	page 28
Units 3–4 Listen and Review	page 36
Let's Learn About the Months	page 37
Unit 5 Occupations	page 38
Unit 6 Locations	page 44
Units 5–6 Listen and Review	page 54
Let's Learn About the Seasons	page 55
Unit 7 Doing Things	page 56
Unit 8 After School	page 64
Units 7–8 Listen and Review	page 72
Let's Learn About Time	page 73
Syllabus	page 74
Teacher and Student Card List	page 77
Word List	page 78



Let's Start



Let's Learn



Let's Learn More



Let's Build



Units Review



Let's Learn About





Let's Start

A. Let's talk.

CD 1
02



CD 1
03

How about you?
I'm OK.
Pretty good!

Good-bye!
See you later!

I am = I'm

B. Let's sing.

CD 1
04



The Hello and Good-bye Song



Hi, Scott, how are you?
I'm OK, thank you.
Hi, Scott, how are you?
I'm OK, thank you.
Hi, Scott, how are you?
I'm OK, thank you.
How about you?

Good-bye, Scott.
See you later, alligator!
Good-bye, Scott.
See you later, alligator!
Good-bye, Scott.
See you later, alligator!
See you later, alligator!
Good-bye, Scott!



C. Let's move.

CD 1
05

1. erase the board



2. speak English



3. write my name



4. read books



CD 1
06



CD 1
07

I erase the board at school.



This is a pencil sharpener.

Let's Learn



That's a clock.



A. Practice the words.


CD 1 08




1. a pencil sharpener



2. a picture



3. a workbook



4. a paper clip



5. a clock



6. a door



7. a window

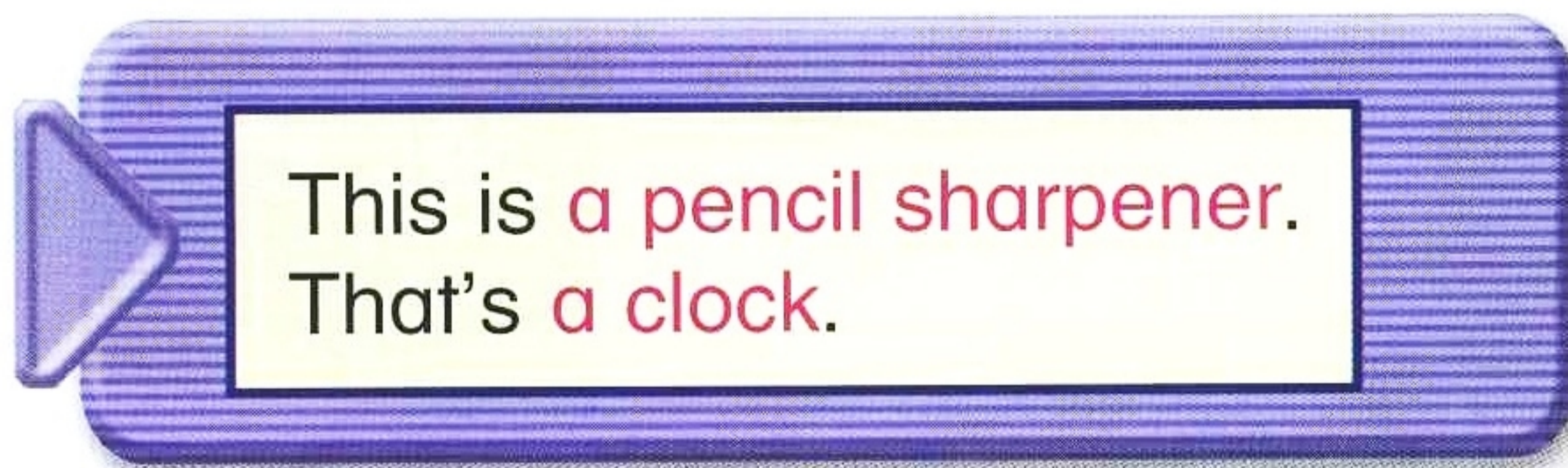


8. a calendar

B. Practice the sentences.


CD 1 09

CD 1 10



This is a pencil sharpener.
That's a clock.

That is = That's



C. Practice the questions and answers.

CD 1
11 

CD 1
12

What's this?
It's **a workbook.**

What's that?
It's **a calendar.**

What is = What's
It is = It's







D. Ask and answer.

CD 1
13 

CD 1
14

Is | this | **a calendar?** Yes, it is.
| that | No, it isn't.

is not = isn't



These are pencil sharpeners.

Those are paper clips.



Let's Learn More




A. Practice the words.


CD 1
15




1. pencil sharpeners



2. paper clips



3. clocks



4. workbooks




5. calendars



6. pictures



7. windows




8. doors

B. Practice the sentences.

CD 1
16

CD 1
17



These are pencil sharpeners.
Those are pictures.



C. Practice the questions and answers.

CD 1
18

CD 1
19




D. Ask and answer.

CD 1
20

CD 1
21

Are	these	doors?	Yes, they are.
	those		No, they aren't.

are not = aren't



These are paper clips.

Those are rulers.








Let's Build



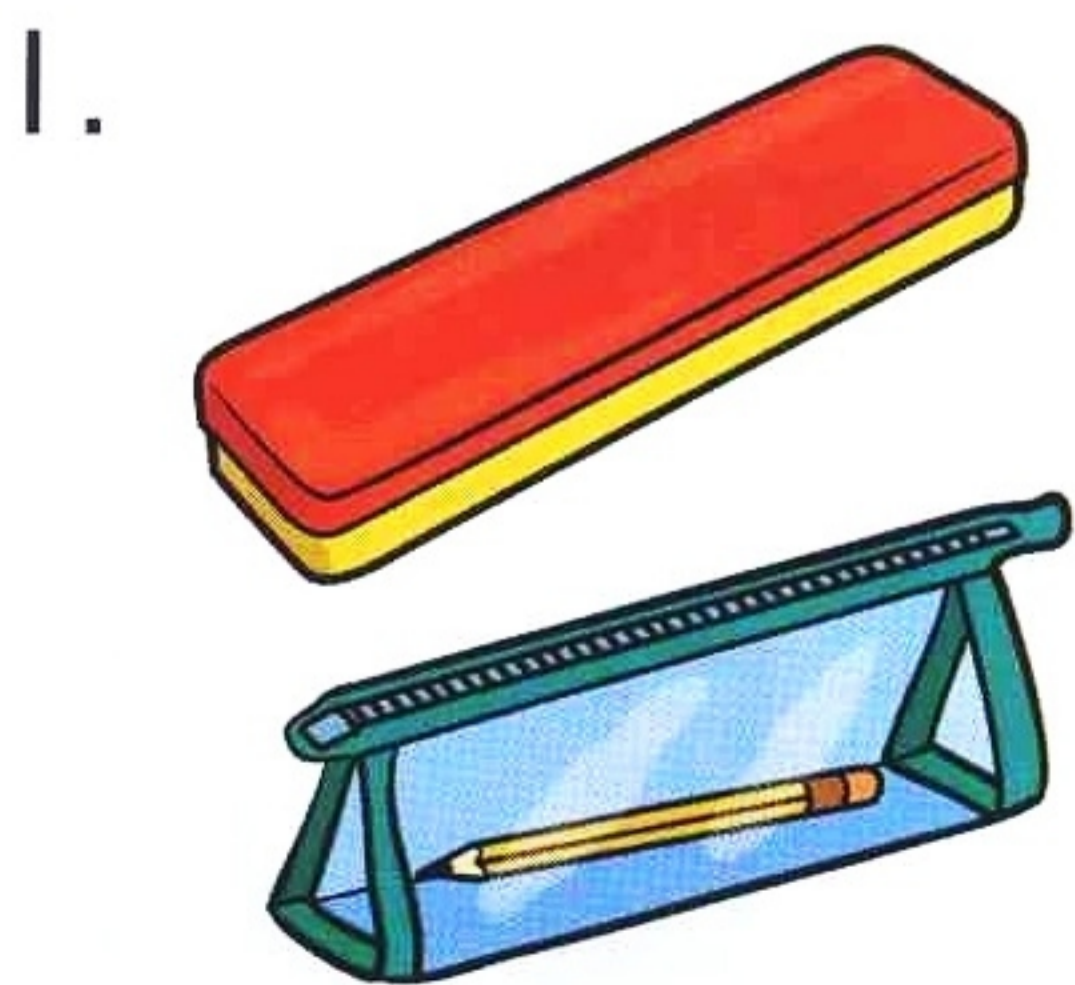
A. Make sentences.

CD 1
22




B. Say these.


CD 1
23



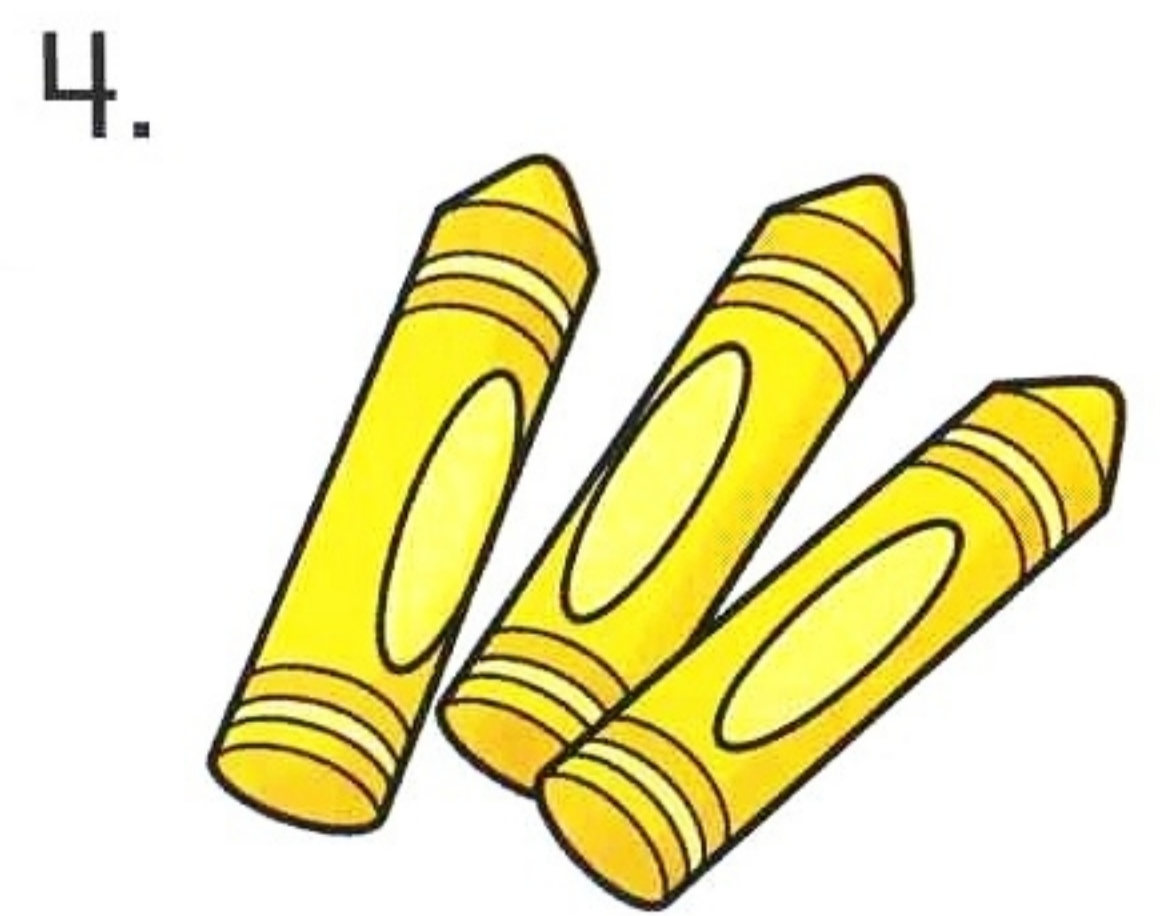
new



round



old





yellow

C. Listen and check.


CD 1
24

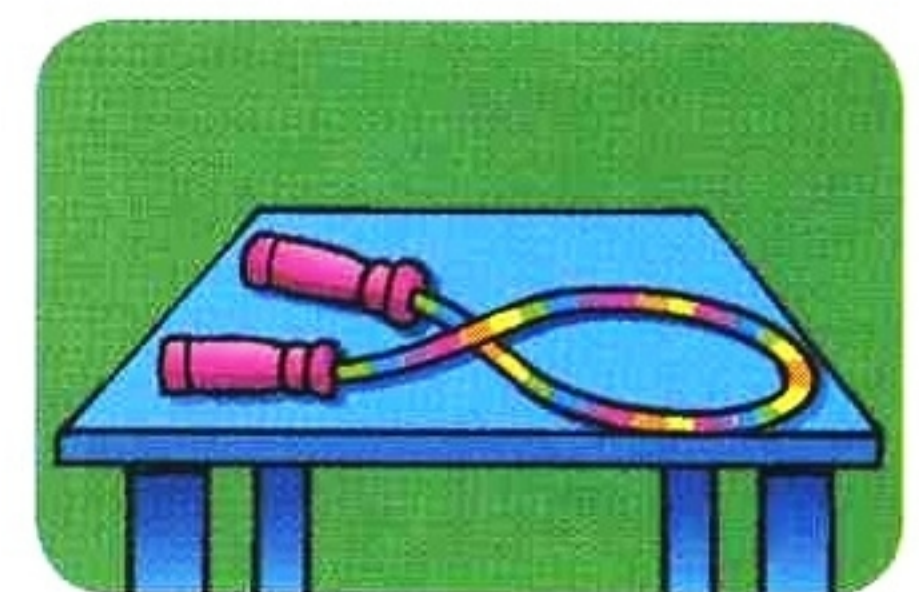
1.







2.



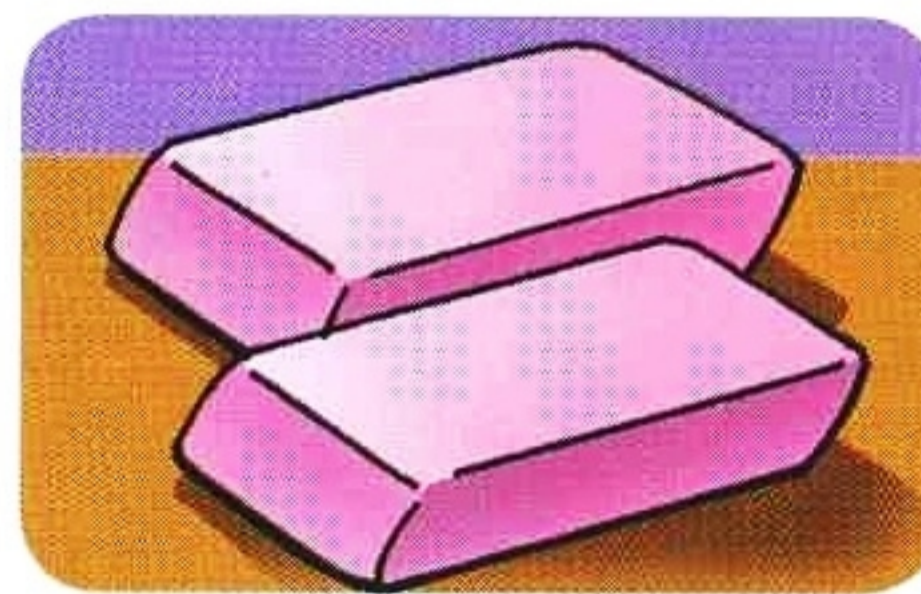


3.





4.






D. Ask your partner.

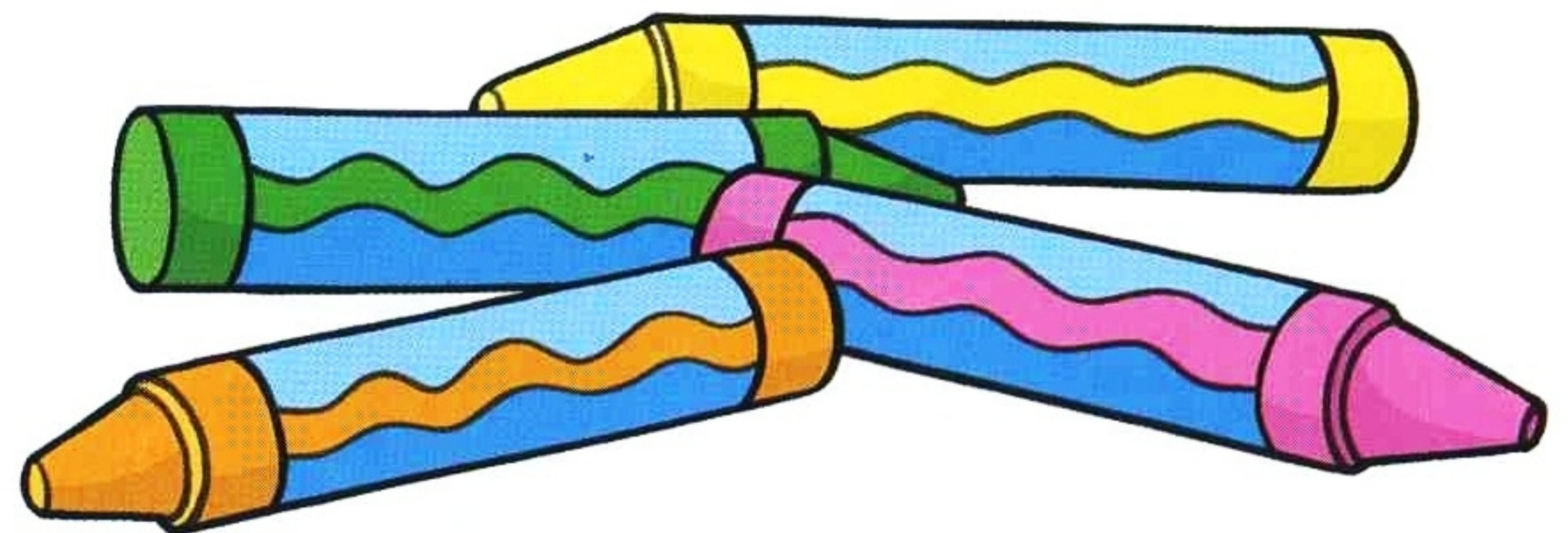
1. Are those clocks square?

- Yes, they are.
- No, they aren't.




2. Are these crayons big?

- Yes, they are.
- No, they aren't.




3. Is this ruler long?

- Yes, it is.
- No, it isn't.



4. Is that window small?

- Yes, it is.
- No, it isn't.





Let's Start

A. Let's talk.

CD 1
25



CD 1
26

Whose bag is that?
It's **Jenny's** bag. It's **her** bag.
It's **Scott's** bag. It's **his** bag.


It is = It's
Jenny's = her
Scott's = his

B. Let's sing.

CD 1
27



Whose Bag Is That?



Whose bag is that?
I don't know.
Is it Scott's bag?
No, no, no.
It isn't his bag.
No, it isn't.
No, it isn't Scott's bag.

Is it Jenny's bag?
Yes, it is.
It's her bag.
Yes, it is.
It isn't his bag.
It's her bag.
It isn't Scott's bag.



C. Let's move.

CD 1
28

1. run



2. swim



3. sing




4. dance



CD 1
29



CD 1
30



What do you have?

I have a key.



Let's Learn



A. Practice the words.

CD 1
31




1. a key



2. a candy bar



3. a comic book



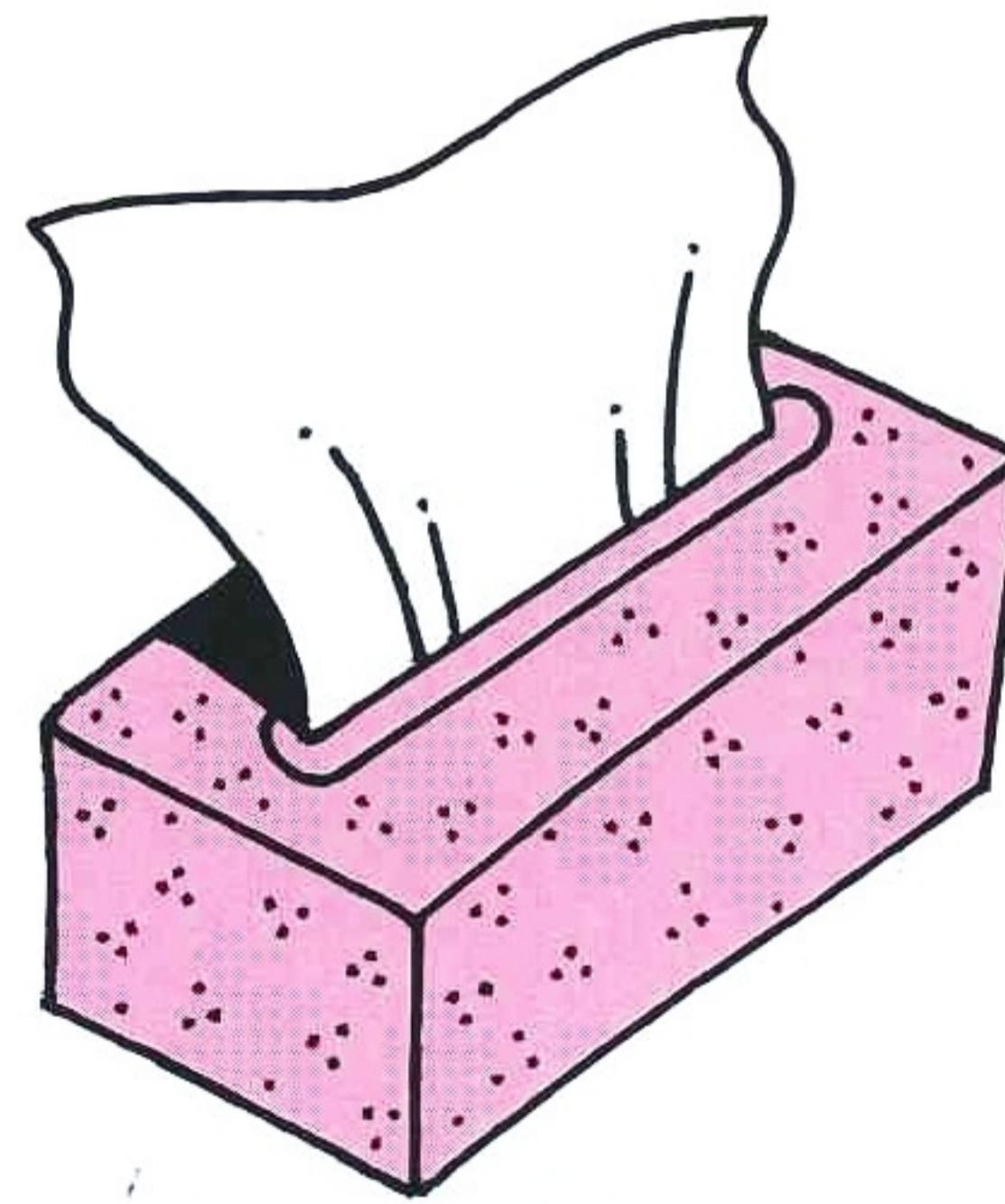
4. a comb




5. a coin



6. a brush



7. a tissue



8. a watch

B. Practice the sentence.

CD 1
32

CD 1
33

I have a key.

C. Practice the question and answer.

CD 1
34


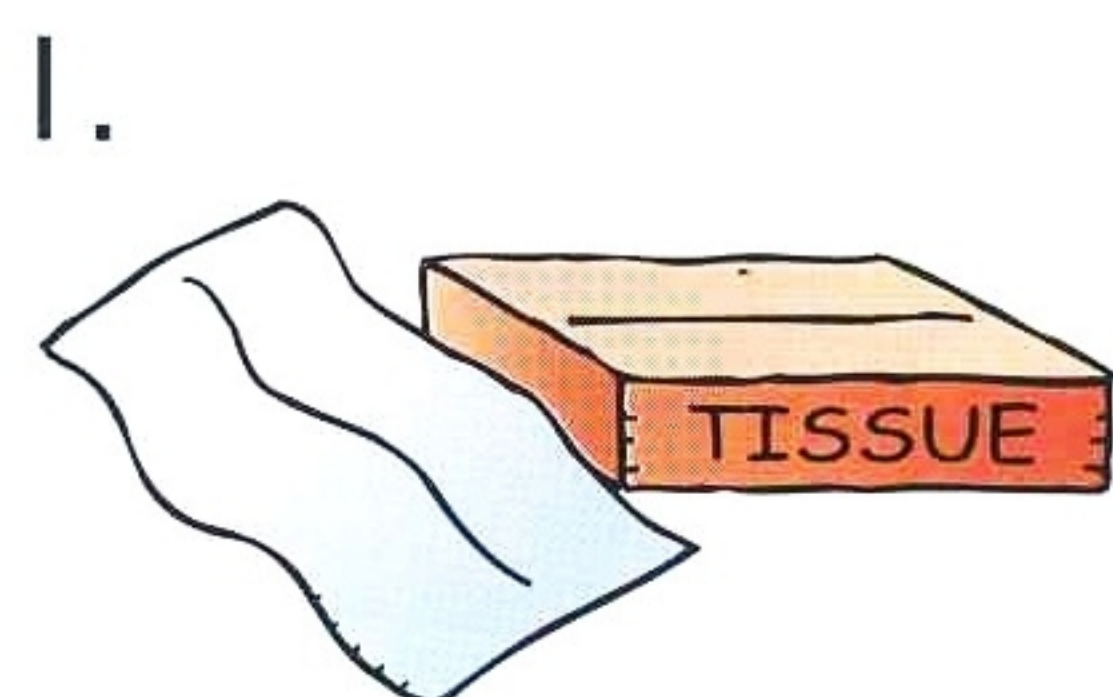
CD 1
35



D. Ask your partner.

Do you have **a tissue**? Yes, I do.
 No, I don't.

do not = don't



What does he have?

He has a camera.



Let's Learn More



A. Practice the words.

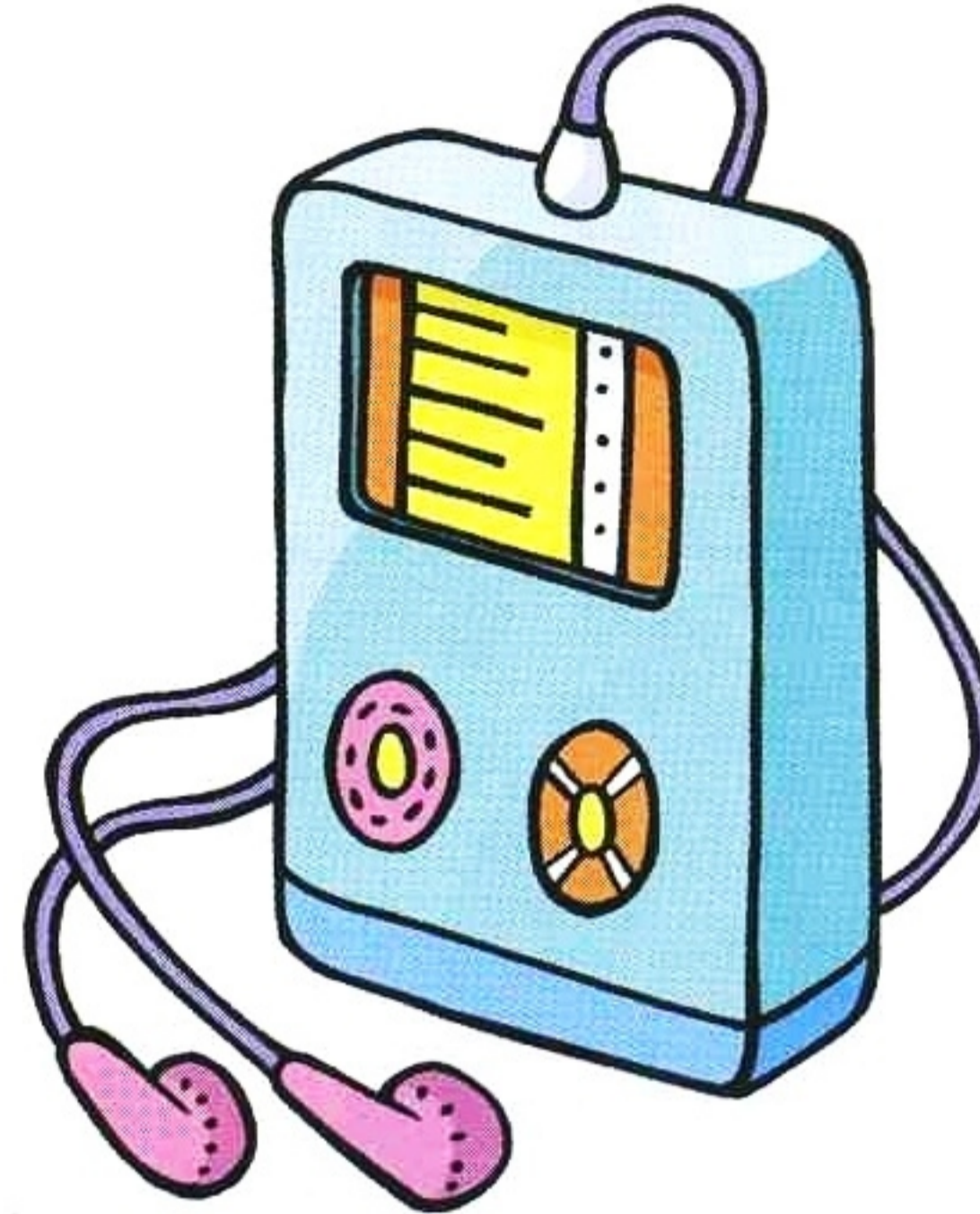
CD 1
36



1. a camera



2. a key chain



3. a music player



4. a calculator



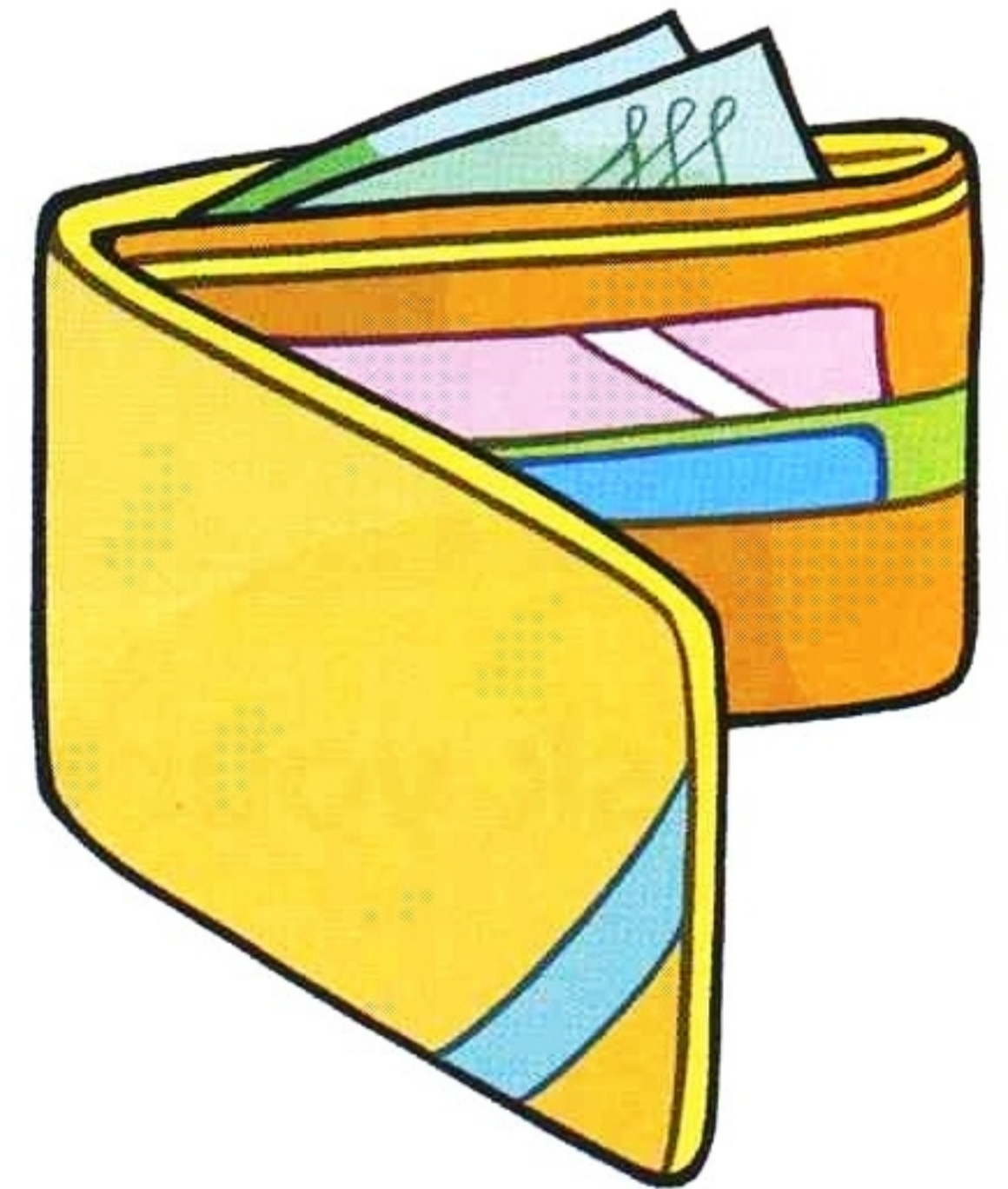
5. a train pass



6. an umbrella



7. a lunch box



8. a wallet

B. Practice the sentence.

CD 1
37

CD 1
38

He | has a camera.


She |

C. Practice the question and answer.

CD 1
39

CD 1
40

What does he/she have? He/She has a calculator.




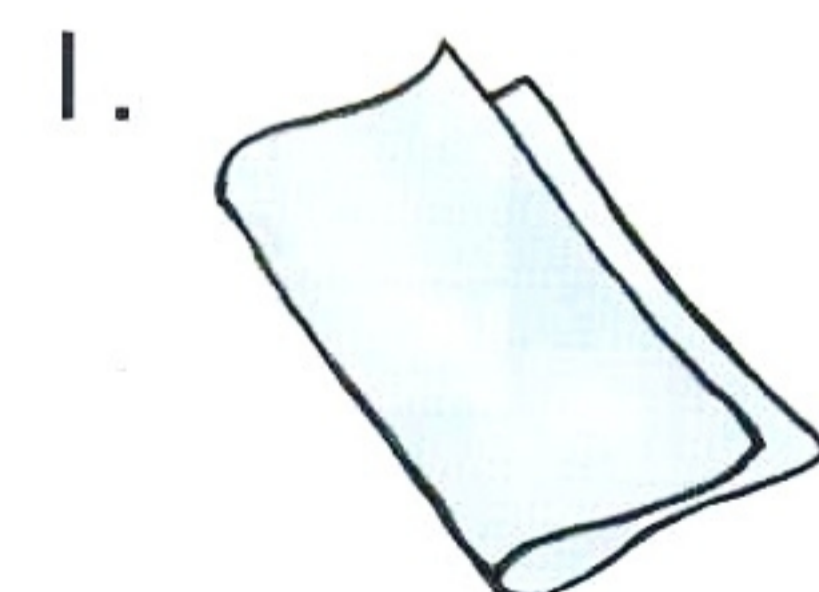

D. Ask and answer.

CD 1
41

CD 1
42

Does he/she have a key?
Yes, he/she does. No, he/she doesn't.

does not = doesn't





Let's Build

He has a yo-yo.



She has a cell phone.



A. Make sentences.

CD 1
43

He has a video game in his bag.

She has a pencil in her bag.




B. Ask and answer.

CD 1
44

What does he have in his hand?
she her

He has a yo-yo in his hand.

She has a cell phone in her hand.



C. Listen and check.


CD 1
45

Does she have a **candy bar** in her bag?

Yes, she does.

Does he have a **calculator** in his hand?

No, he doesn't.



1. Yes, she does.
 No, she doesn't.

2. Yes, he does.
 No, he doesn't.

3. Yes, she does.
 No, she doesn't.






4. Yes, he does.
 No, he doesn't.

5. Yes, he does.
 No, he doesn't.

6. Yes, she does.
 No, she doesn't.

D. Ask your partner.

Do you have a _____ in your bag?



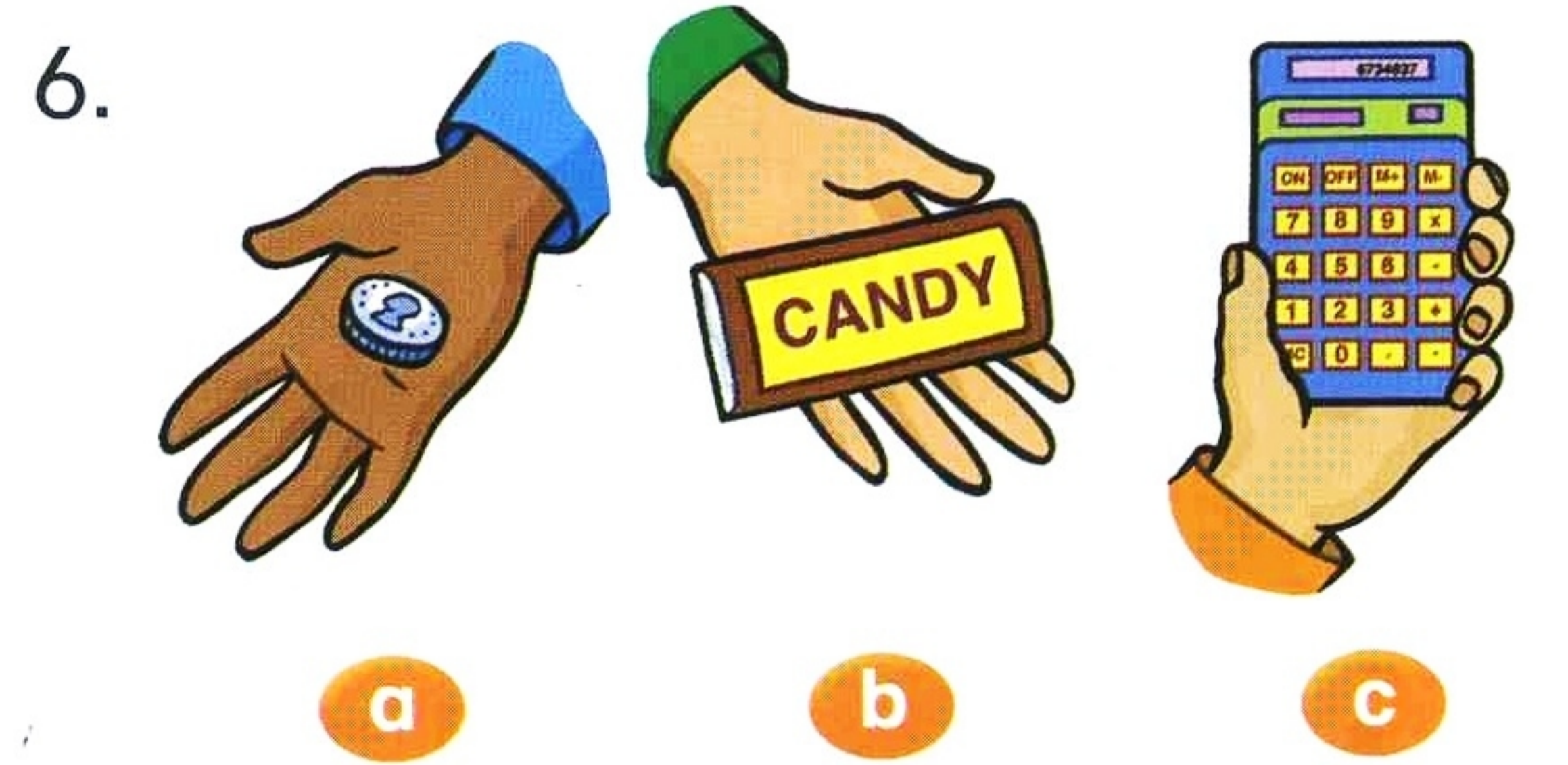
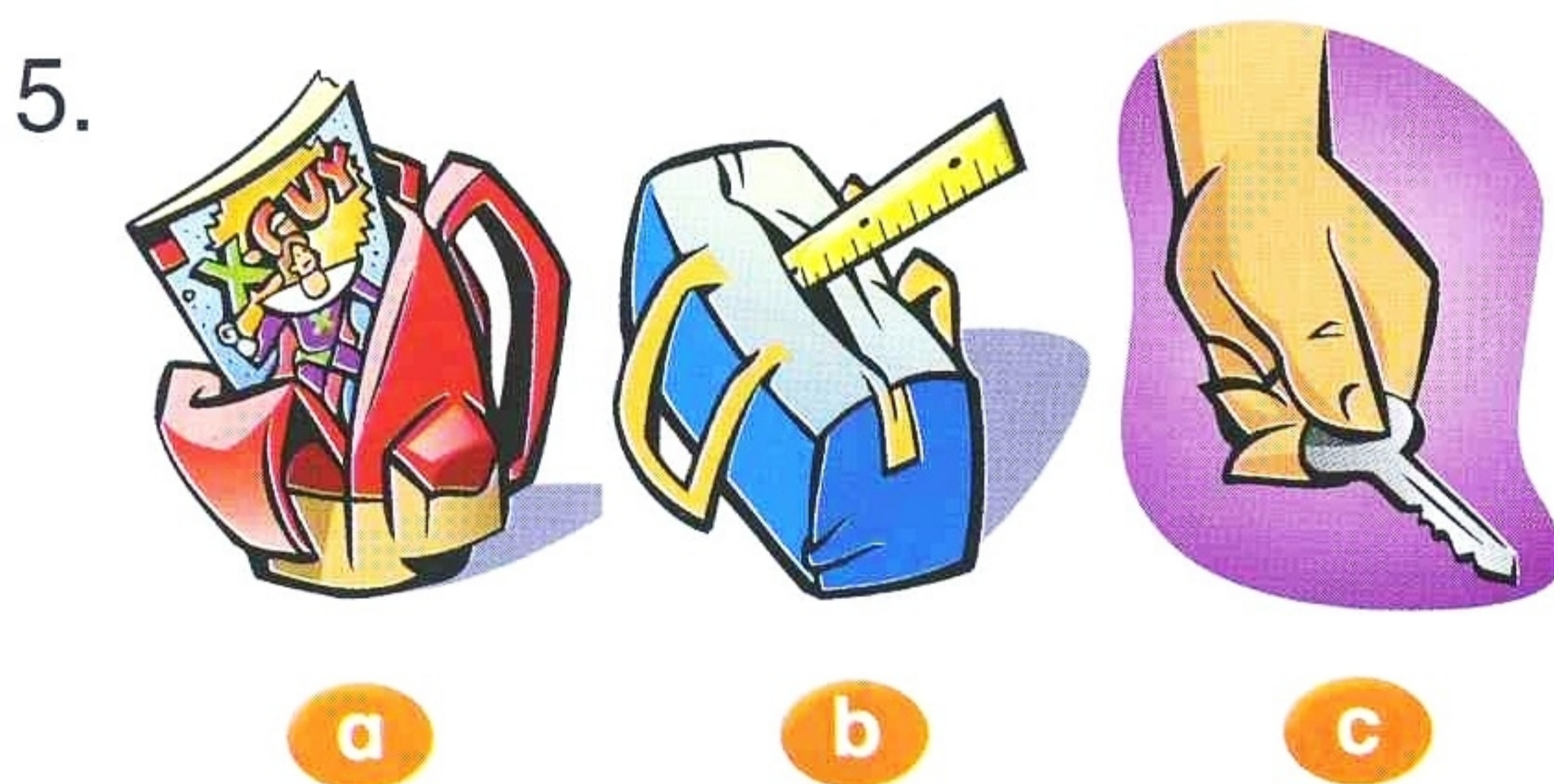
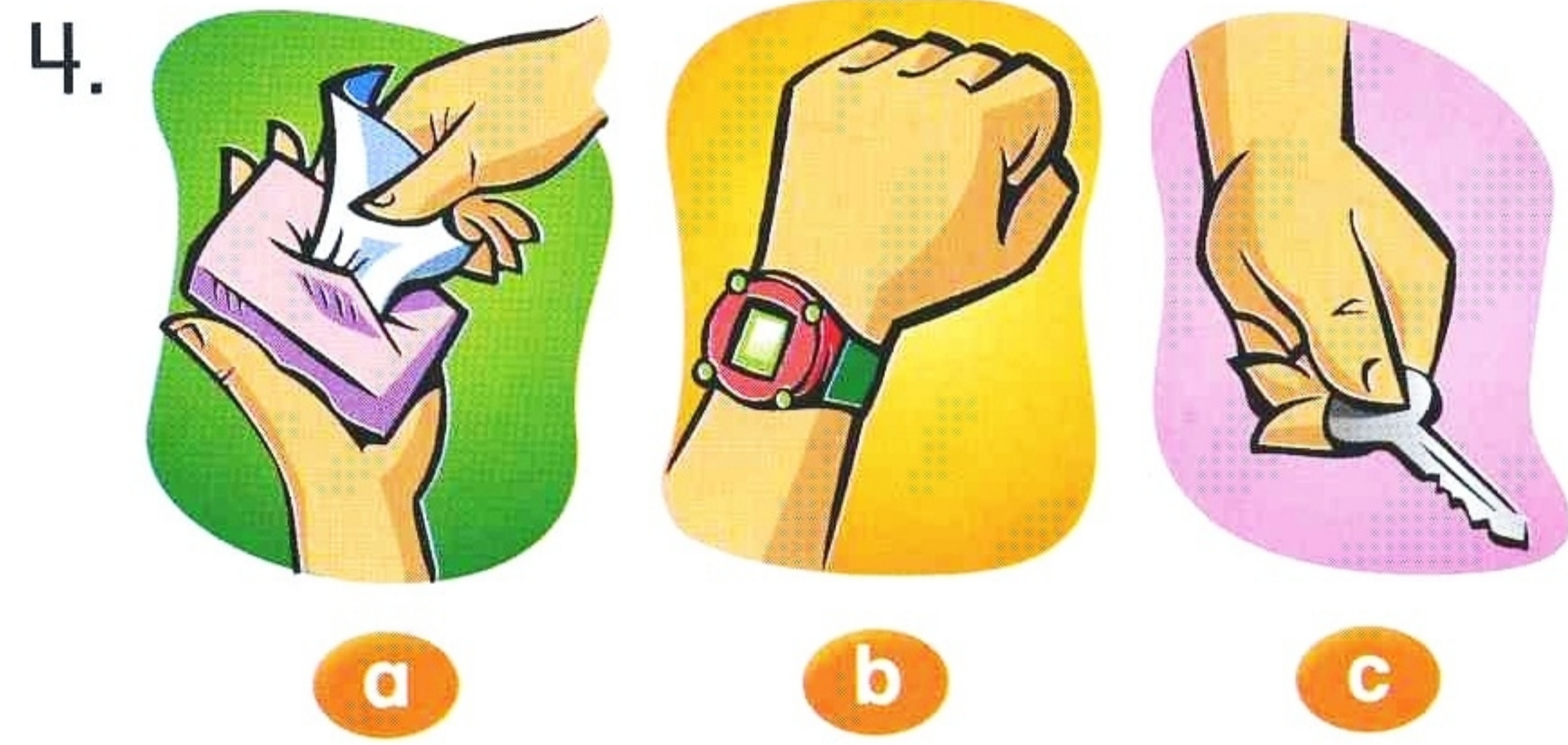
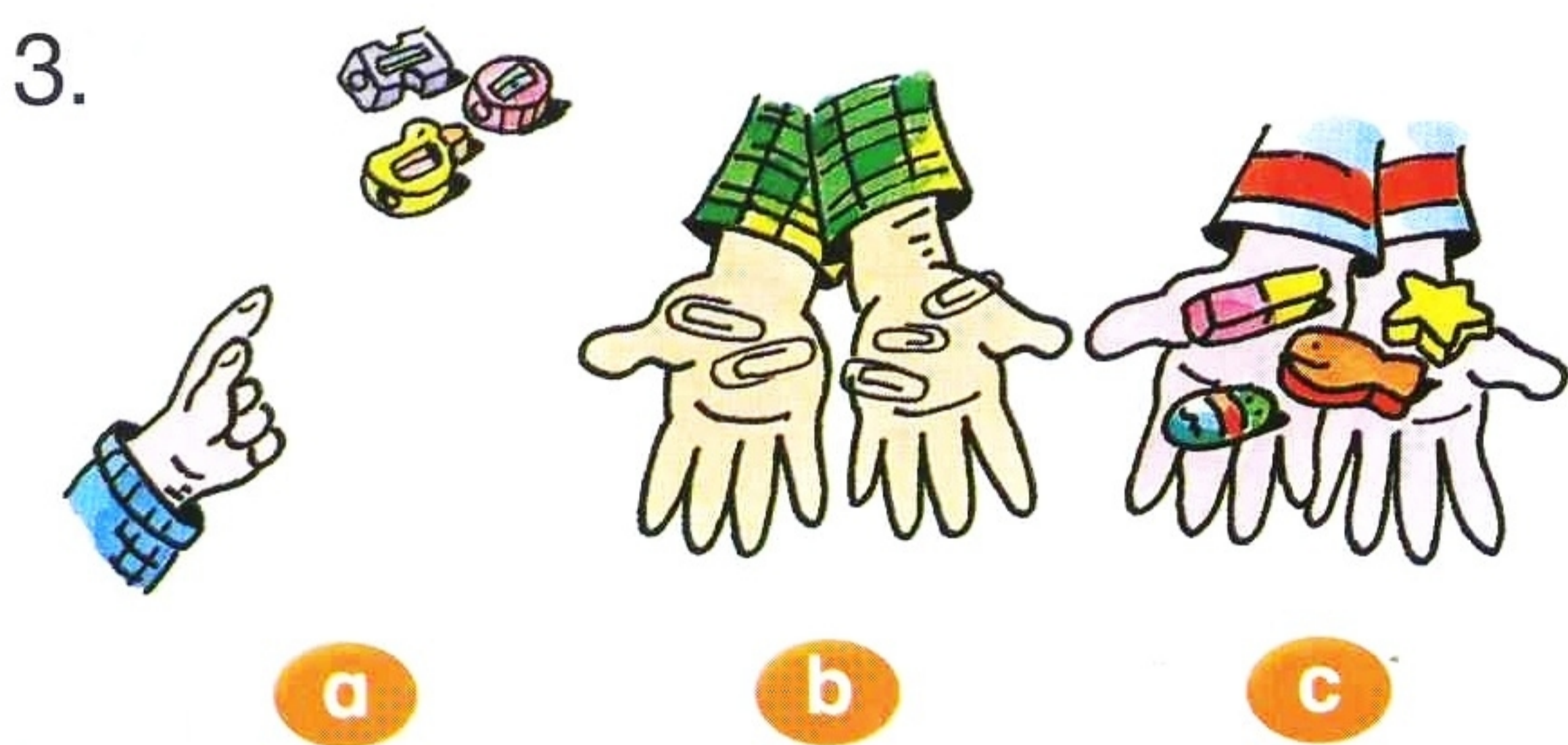


					
Yes					
No					



Units 1-2 Listen and Review

Listen and circle.

CD 1
46






Let's Learn About Numbers 20-100


Say these.

CD 1
47

20
twenty




21
twenty-one




22
twenty-two




23
twenty-three




24
twenty-four




25
twenty-five




26
twenty-six



27
twenty-seven




28
twenty-eight




29
twenty-nine




30
thirty




40
forty




50
fifty




60
sixty




70
seventy



80
eighty



90
ninety



100
one hundred

