

THIRD EDITION

CD-ROM  
INSIDE!



1

LET'S

STUDENT BOOK

GO



- R. Nakata
- K. Frazier
- B. Hoskins
- C. Graham

OXFORD



---

# Table of Contents

<b>Unit 1</b> Things for School	page 2
<b>Unit 2</b> Colors and Shapes	page 10
Units 1–2 Listen and Review	page 18
Let's Learn About Numbers 0–20	page 19
<b>Unit 3</b> At the Store	page 20
<b>Unit 4</b> People at Home	page 28
Units 3–4 Listen and Review	page 36
Let's Learn About Parts of the Body	page 37
<b>Unit 5</b> Birthday and Toys	page 38
<b>Unit 6</b> Outdoors	page 44
Units 5–6 Listen and Review	page 54
Let's Learn About Days of the Week	page 55
<b>Unit 7</b> Food	page 56
<b>Unit 8</b> Animals	page 64
Units 7–8 Listen and Review	page 72
Let's Learn About Feelings	page 73



---

## Icons

**Let's Start**



**Let's Learn**



**Let's Learn More**



**Let's Build**



**Units Review**



**Let's Learn About**







## Let's Start

## A. Let's talk.

CD 1  
02CD 1  
03

What's your name?  
My name is **Kate**.

What is = What's  
I am = I'm



B. Let's sing.

CD 1  
04



Jenny


Scott

# The Hello Song

Hello, hello, hello!  
 What's your name?  
 Hello, hello, hello!  
 My name is Scott.  
 My name is Scott.  
 Hello, Scott!  
 Hello, Scott!  
 Hello!

Kate

Andy



C. Let's move.

CD 1  
05

1. stand up



2. sit down



3. make a circle



4. make a line




CD 1  
06

CD 1  
07







# Let's Learn

What's this?



It's a pencil.

## A. Practice the words.

CD 1  
08



1. a pencil



2. a pen



3. a bag



4. a book



5. a desk



6. a chair



7. a ruler



8. an eraser

## B. Practice the sentence.

CD 1  
09

CD 1  
10



It's a pencil.  
It's an eraser.

It is = It's



C. Practice the question and answer.

CD 1  
11



CD 1  
12

CD 1  
13



What's this?  
It's a pencil.

What is = What's  
It is = It's





# Let's Learn More

Is this a map?



Yes, it is.

## A. Practice the words.

CD 1  
14



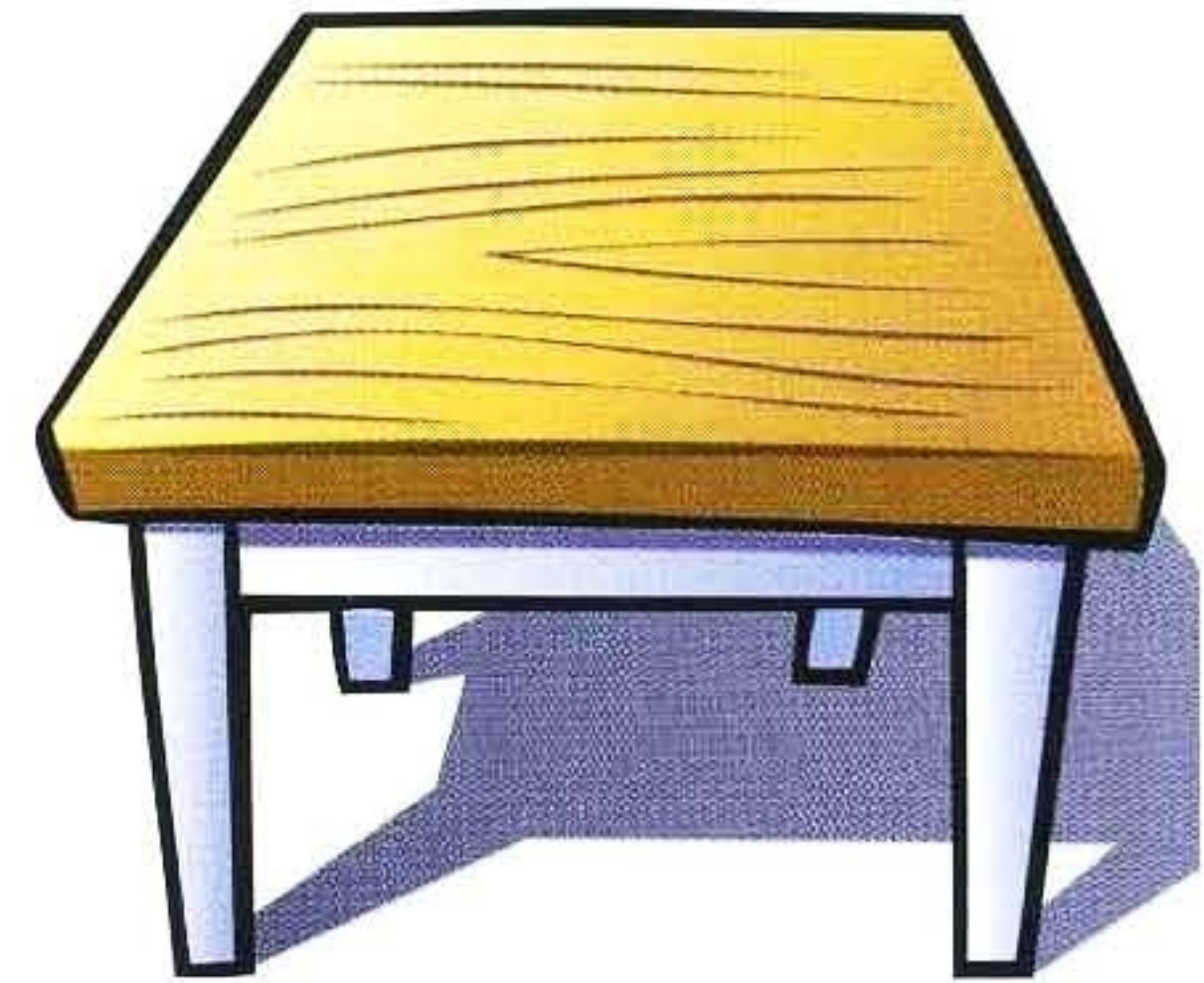
1. a map



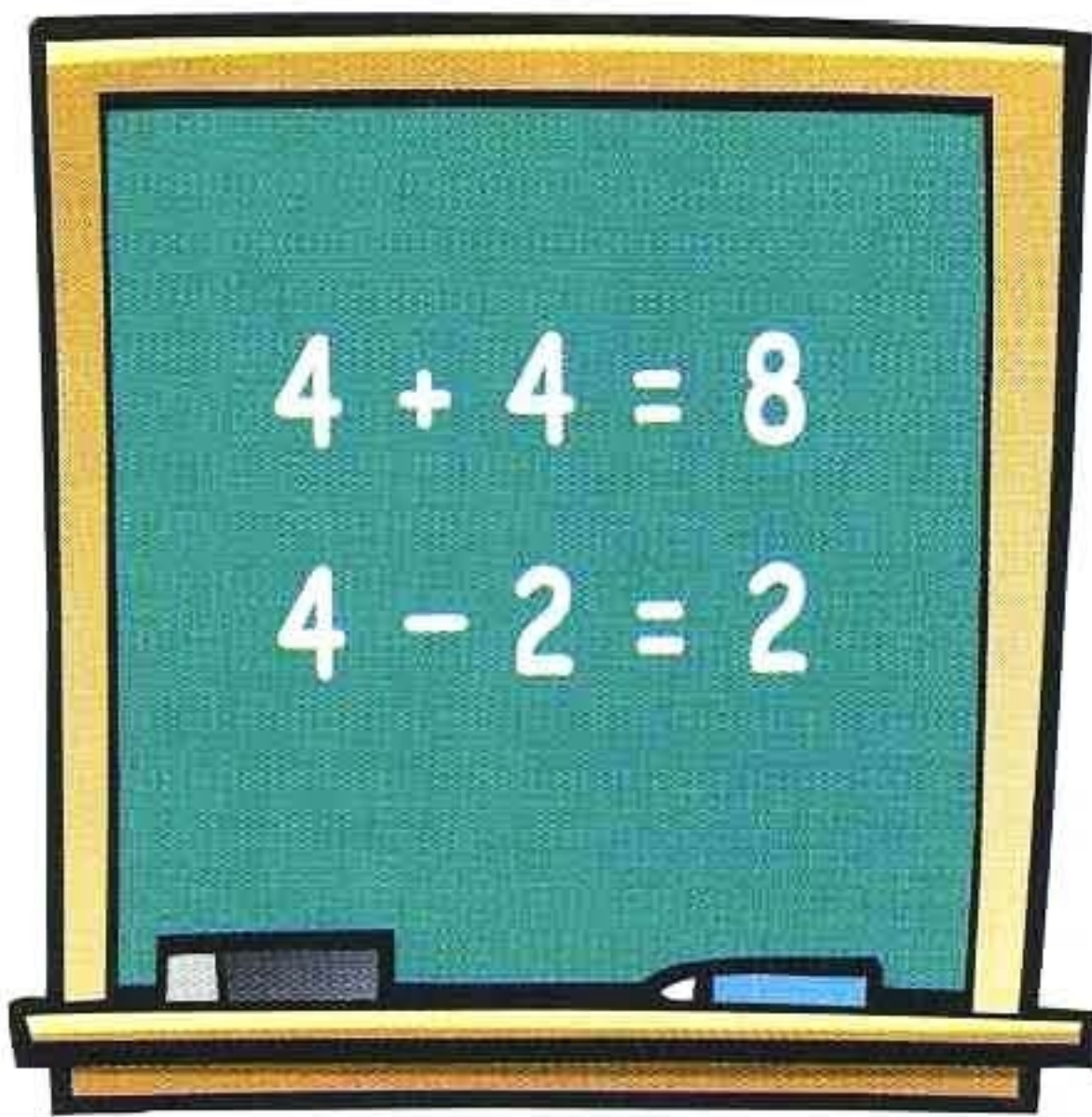
2. a marker



3. a globe



4. a table




5. a board



6. a wastebasket



7. a poster



8. a crayon

## B. Practice the sentence.

CD 1  
15

CD 1  
16




This is a map.



## C. Practice the question and answer.

CD 1  
17



CD 1  
18

CD 1  
19



Is this a table?

Yes, it is.

Is this a crayon?

No, it isn't. It's a marker.

is not = isn't

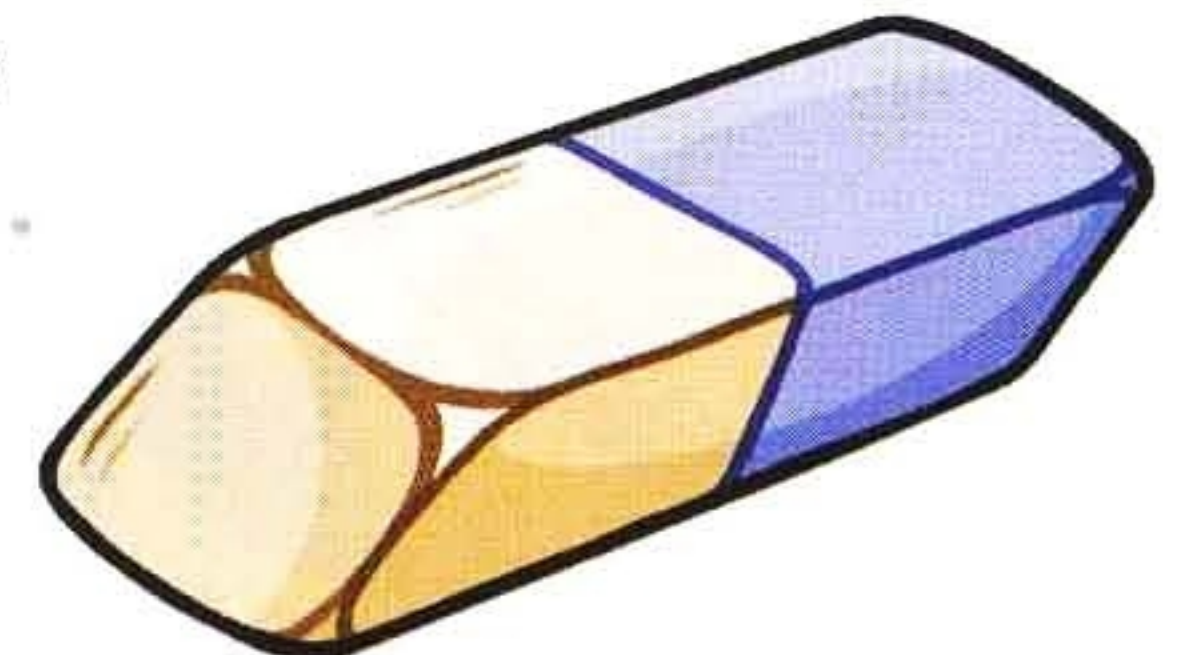
It is = It's

## D. Ask and answer.

1. Is this a book?



2. Is this a book?







# Let's Build

Is this your eraser?



A. Learn the alphabet and sing.

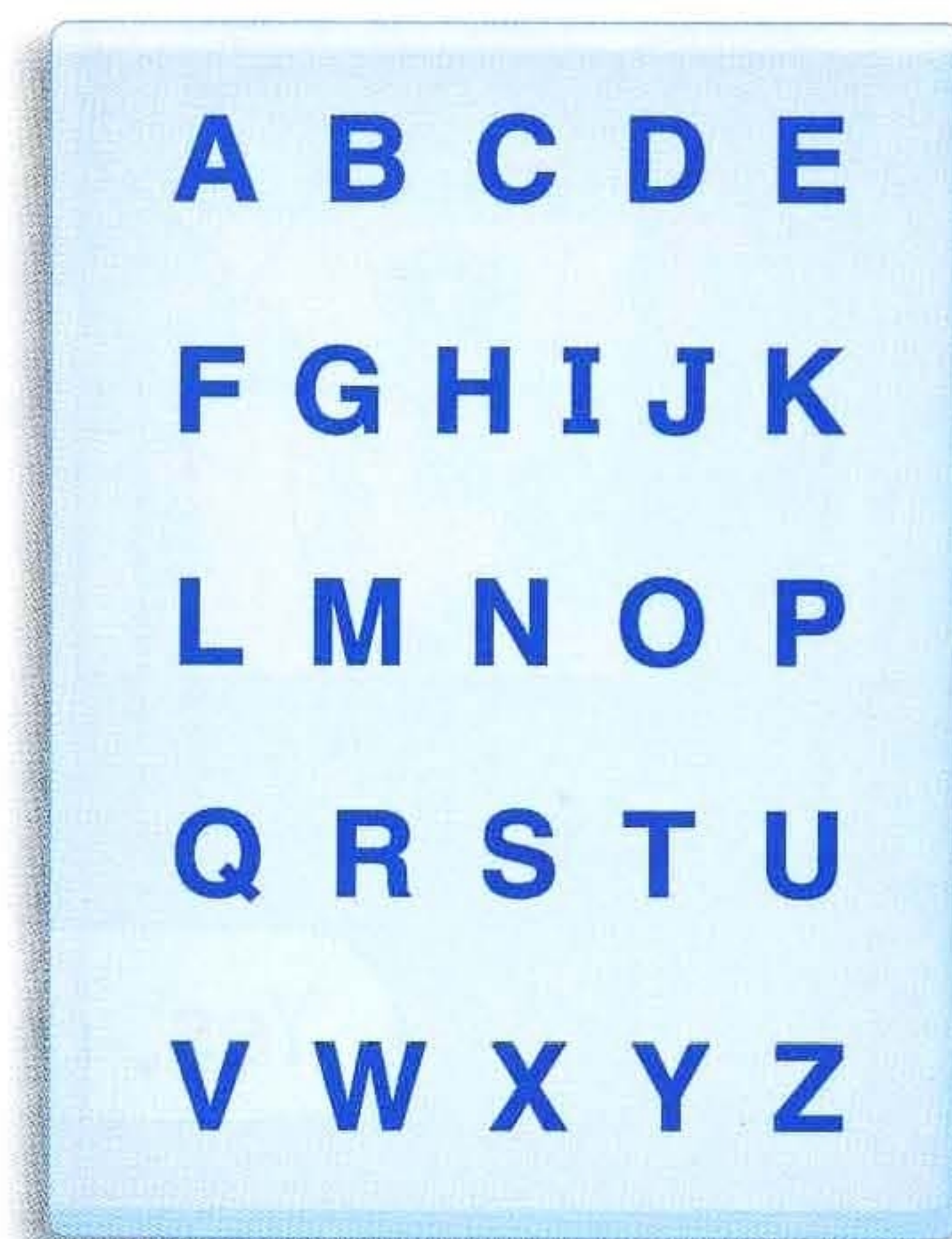
CD 1  
20



## The Alphabet Song



I like English!






B. Practice.

CD 1  
21

This is my pencil.



This is your pencil.





### C. Listen and circle.

CD 1  
22

1.

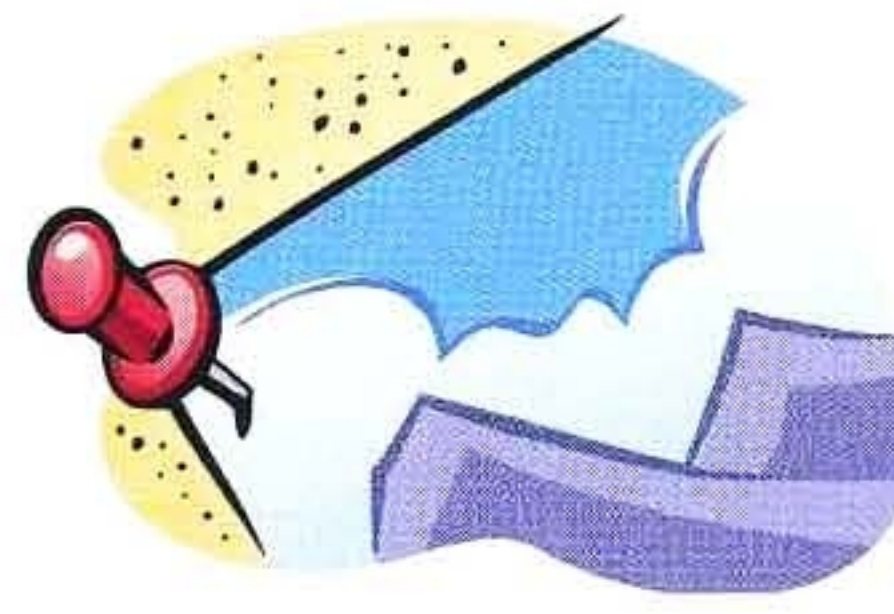


a



b

2.



a




b

3.



a



b

4.




a




b

### D. Ask your partner.

CD 1  
23



1.



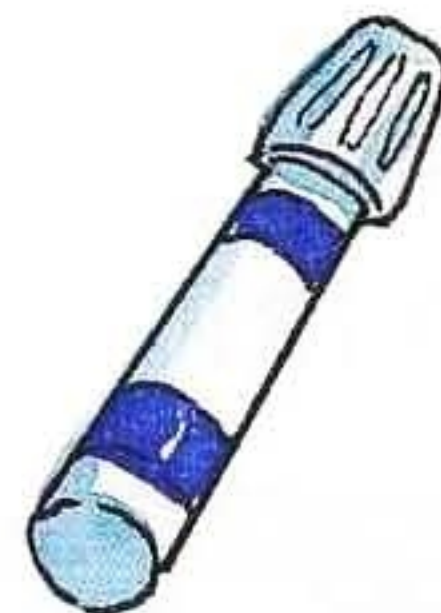
2.



3.



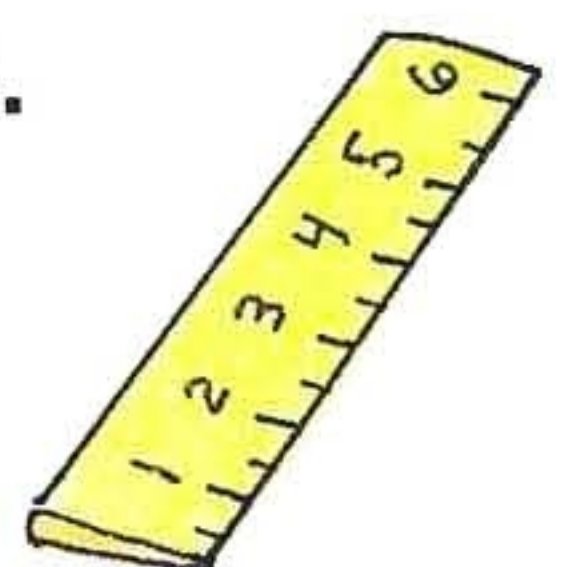
4.



5.



6.








## Let's Start

### A. Let's talk.

CD 1  
24



CD 1  
25

How are you?  
I'm fine. Thank you.

I am = I'm



B. Let's sing.

CD 1  
26



Hi! How Are You?  
Hi, how are you?  
I'm fine.  
Hi, how are you?  
I'm fine.  
Hi, how are you?  
I'm fine. How are you?  
I'm fine, I'm fine, I'm fine.

fine great OK

C. Let's move.

CD 1  
27



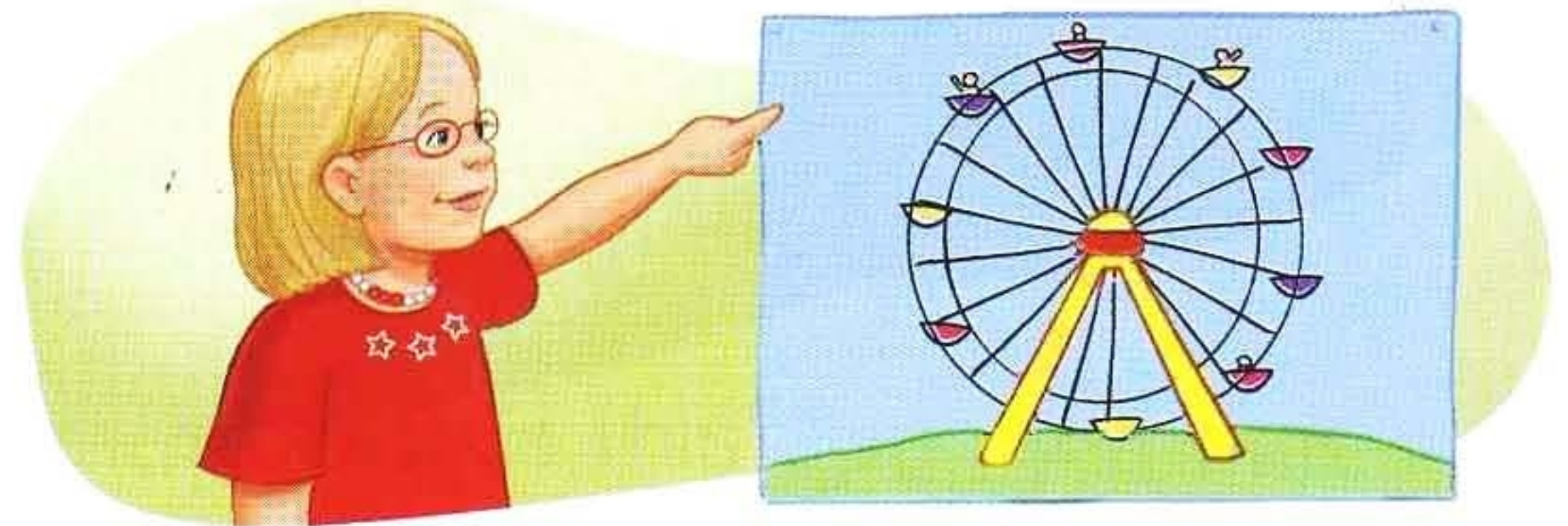
1. take out your book



2. put away your book



3. draw a picture



4. point to the poster

CD 1  
28

CD 1  
29



Please take out your book.  
Take out your book, please.





# Let's Learn

What color is this?




It's yellow.



## A. Practice the words.

CD 1  
30



## B. Practice the sentence.

CD 1  
31

CD 1  
32



It's **yellow**.

It is = It's



C. Practice the question and answer.

CD 1  
33



CD 1  
34

CD 1  
35

What color is this?  
It's **gray**.

It is = It's

D. Listen and circle, then sing.

CD 1  
36



What Color Is This?

What color is this?

It's

What color is this?

It's

What color is this?

It's and   
and and   
and





Is this a triangle?

Yes, it is.




# Let's Learn More



## A. Practice the words.

CD 1  
37




1. a triangle



2. a square




3. a circle



4. a star



5. a heart



6. a rectangle



7. a diamond



8. an oval

## B. Practice the sentence.

CD 1  
38




This is a triangle.  
This is an oval.



# C. Practice the question and answer.

CD 1  
40



Is this a heart?

Yes, it is.

No, it isn't. It's a triangle.

CD 1  
41

CD 1  
42



Is this a star?  
Yes, it is.  
Is this a circle?  
No, it isn't. It's an oval.

is not = isn't  
It is = It's


# D. Answer the question.

Is this \_\_\_\_\_?

1. a square?



2. a circle?



3. purple?



4. a star?



5. green?







# Let's Build

This is a red pencil.



## A. Practice the alphabet.

CD 1  
43

**Aa**

apple



ant

**Bb**


bug



box

**Cc**

cat



computer

**Cc**





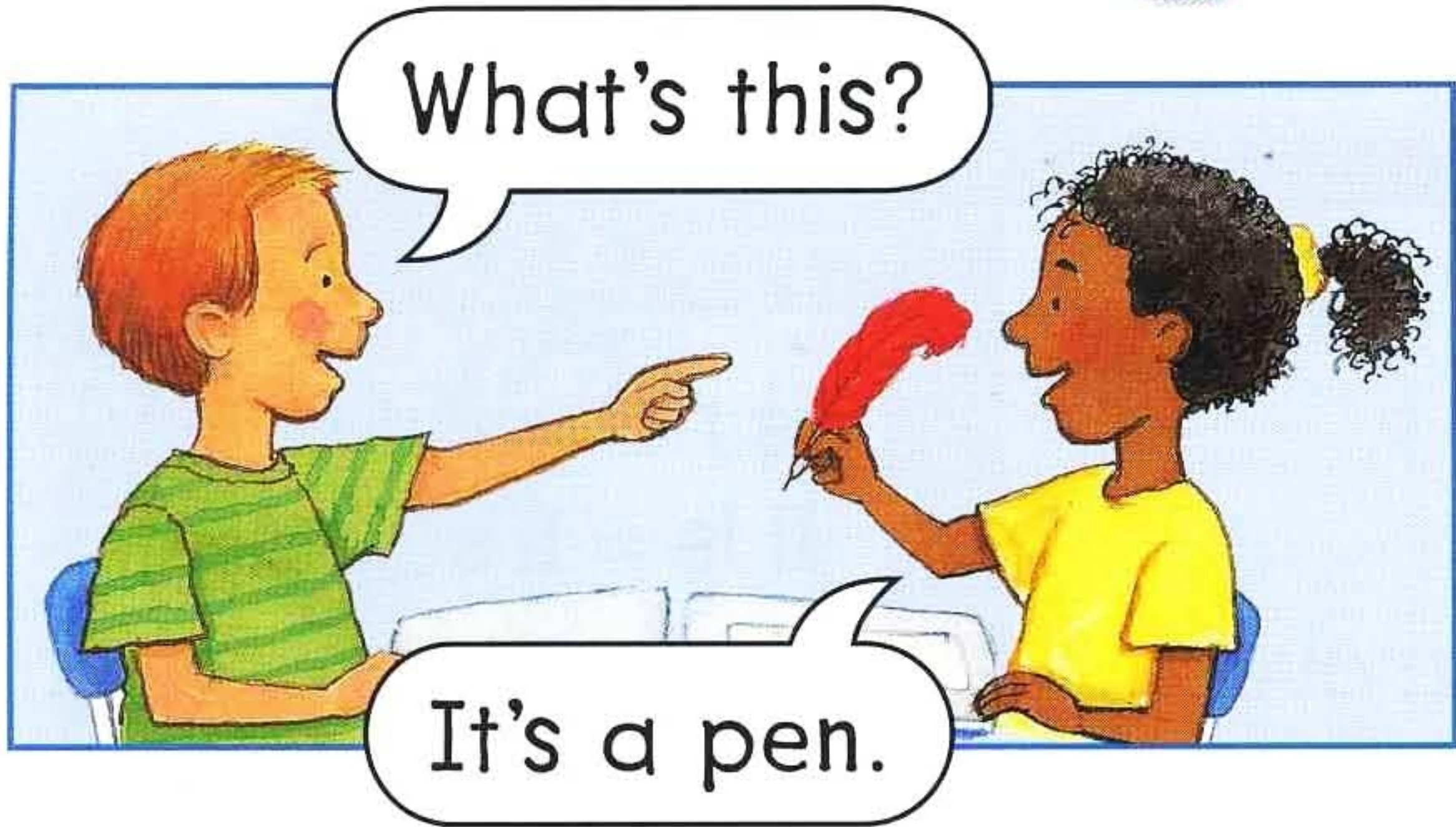
circle



circus

## B. Ask and answer.

CD 1  
44




What's this?  
It's a pen.  
What color is it?  
It's red. It's a red pen.



C. Practice.

CD 1  
45

This is a blue crayon.



D. Listen and sing.

CD 1  
46





## The Black Cat Song



Green grass, blue sky,  
Black cats, yellow eyes,  
Red birds, blue sky,  
Black cats, yellow eyes.



White clouds, blue sky,  
Black cats, yellow eyes,  
Black cats, blue sky,  
Yellow, yellow eyes.







# Units 1-2 Listen and Review

## A. Listen and circle.

CD 1  
47

1.



a

b

c

2.




a

b

c

3.



a

b

c

4.




a

b

c

5.

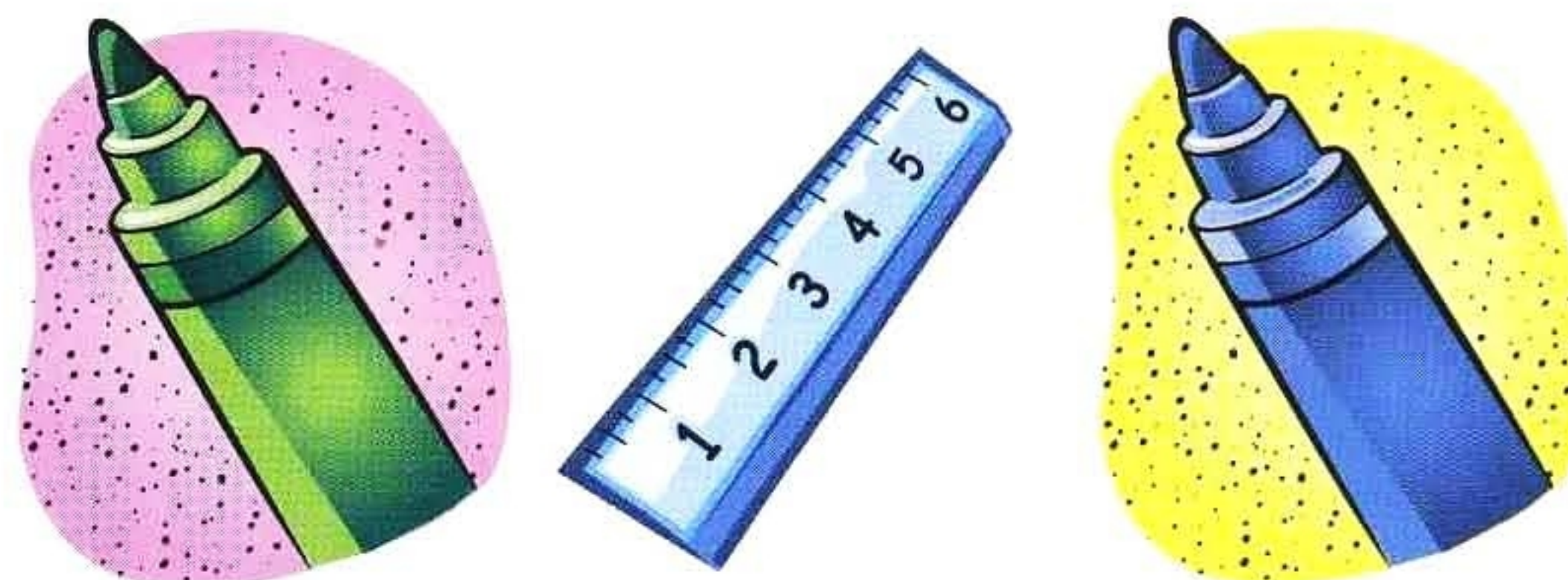


a

b

c

6.



a

b

c

7.



a

b

8.



a

b





# Let's Learn About Numbers 0-20

## A. Count to ten.


CD 1  
48

0  
zero


1  
one




2  
two




3  
three




4  
four




5  
five



6  
six




7  
seven




8  
eight



9  
nine




10  
ten




## B. Count to twenty.

CD 1  
49

11  
eleven




12  
twelve




13  
thirteen




14  
fourteen




15  
fifteen



16  
sixteen




17  
seventeen



18  
eighteen



19  
nineteen



20  
twenty

